

1550nm Polarization Insensitive / Sensitive Isolator (IS)

Features

- Wide Operating Wavelength
- High Isolation & Low Insertion Loss
- Low PDL
- Telcordia GR-1221 Compliant
- Polarization Insensitive and Polarization Sensitive (Dependent)

Application

- Fiber Amplifier
- Transmitters & Fiber Laser
- Testing Equipment
- WDM & DWDM System

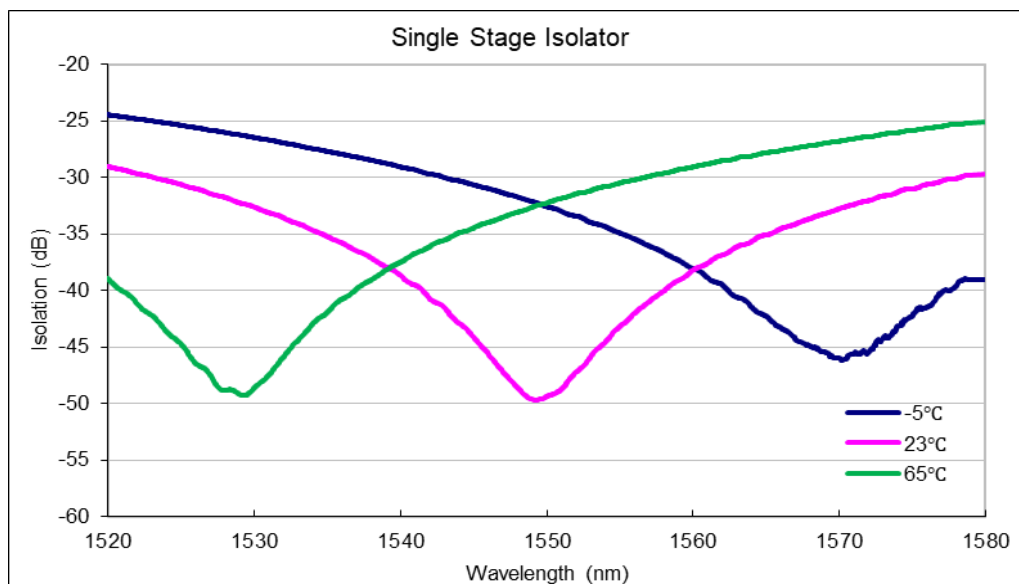


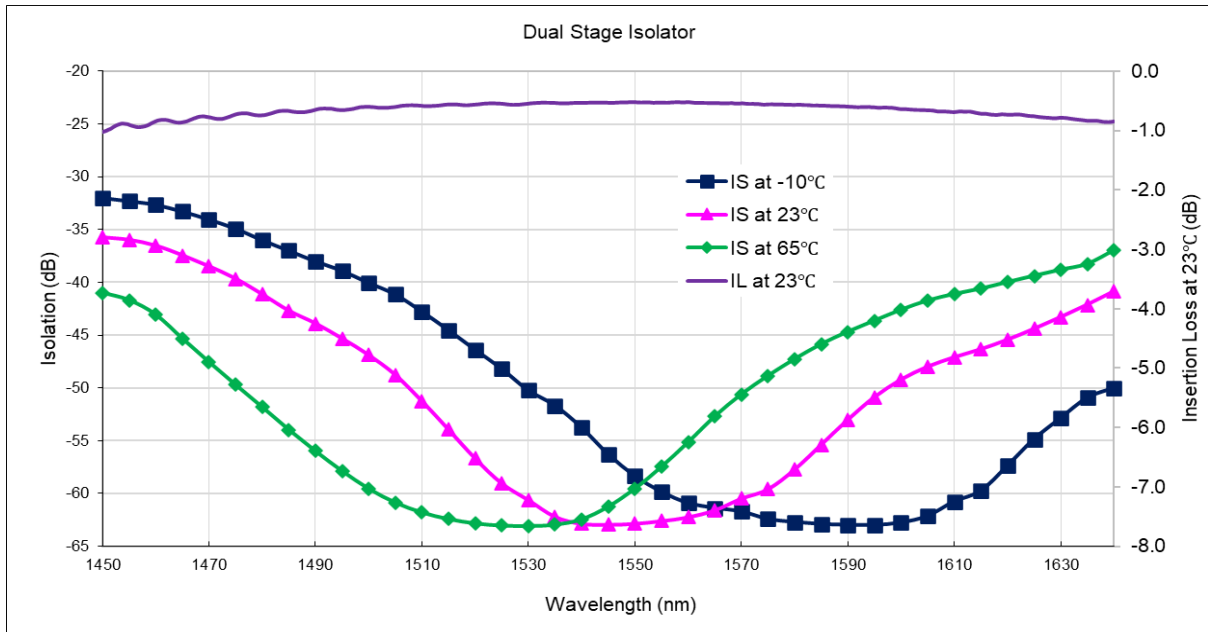
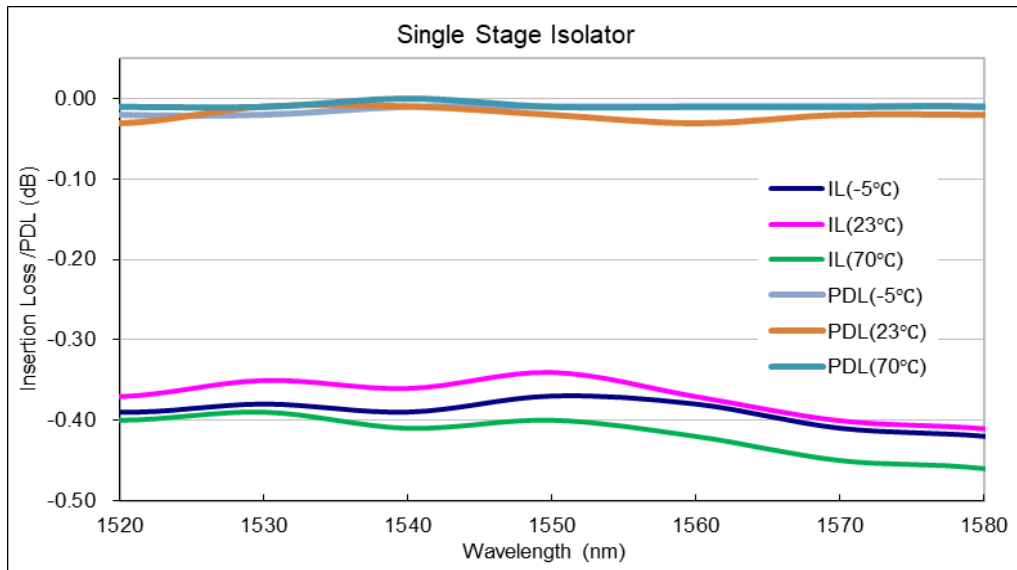
Specifications

Parameters	Unit	Single Stage	Dual Stage
Center Wavelength	nm	1550	
Peak isolation	dB	42	58
Min Isolation ($\lambda_c \pm 15\text{nm}, 23^\circ\text{C}$ all sop)	dB	28	48
Typ. IL ($\lambda_c \pm 20\text{nm}, 23^\circ\text{C}$ all sop)	dB	0.35	0.40
Insertion Loss ($\lambda_c \pm 20\text{nm}, -5 \sim +70^\circ\text{C}$ all sop)	dB	≤ 0.50	≤ 0.55
Polarization Dependent Loss (PDL)	Polarization Insensitive	dB	≤ 0.10
	Polarization Sensitive	dB	≥ 20
PMD	ps	≤ 0.2	≤ 0.05
Return Loss (Input / Output) (RL)	dB	$\geq 60/55$	$\geq 60/55$
Fiber Type		SMF-28e	
Max Power Handling CW	mW	500	
Operating Temperature	$^\circ\text{C}$	$-0 \sim +75$	
Storage Temperature	$^\circ\text{C}$	$-40 \sim +85$	

Above data test at room temperature without connectors. With connectors, IL+0.3dB, RL-5dB.

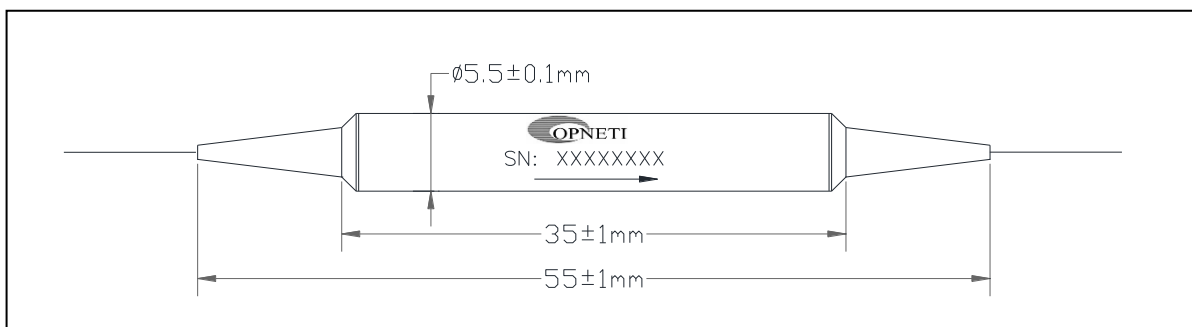
Typical Spectrum

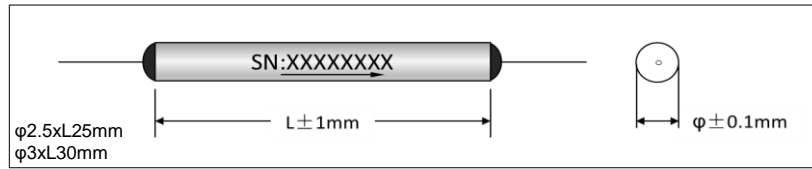
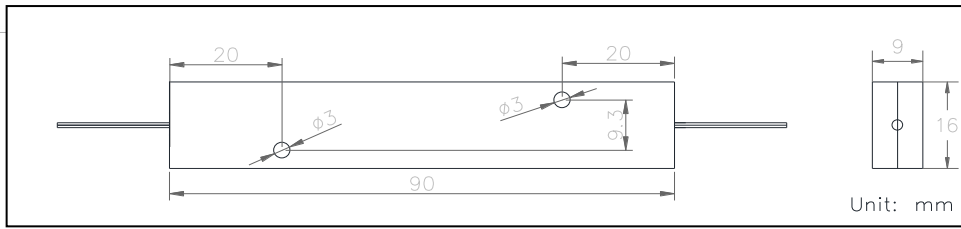




Package Information

Fiber Length	1m, others on request		
Pigtail Type	250µm Bare Fiber	900µm Loose Tube	2mm/3mm Loose Cable
Dimensions(mm)	φ2.5x25, φ3x25, φ3x30, φ5.5x35,	φ5.5x35, 90x16x9	φ5.5x35(no boot), 90x16x9
Approx Weight (g)	35	50	65





Ordering Information

IS- ①-②②②②-③-④④④-⑤-⑥-⑦⑦

①	Type	S=Single Stage; D=Dual Stage;
②	Wavelength	1550;
③	Axis Alignment	1=Polarization Sensitive; 2=Polarization Insensitive;
④	Pigtail Type	250=250 μ m Fiber; 900=900 μ m Loose Tube; 2000=2mm Loose Cable; 3000=3mm Loose Cable;
⑤	Fiber Type	1=SMF-28e;
⑥	Fiber Length	1=1m; XX=other;
⑦	Connector	NE=None; FA=FC/APC; FC=FC/UPC; SA=SC/APC; SC=SC/UPC; LC=LC/UPC; XX=Others;